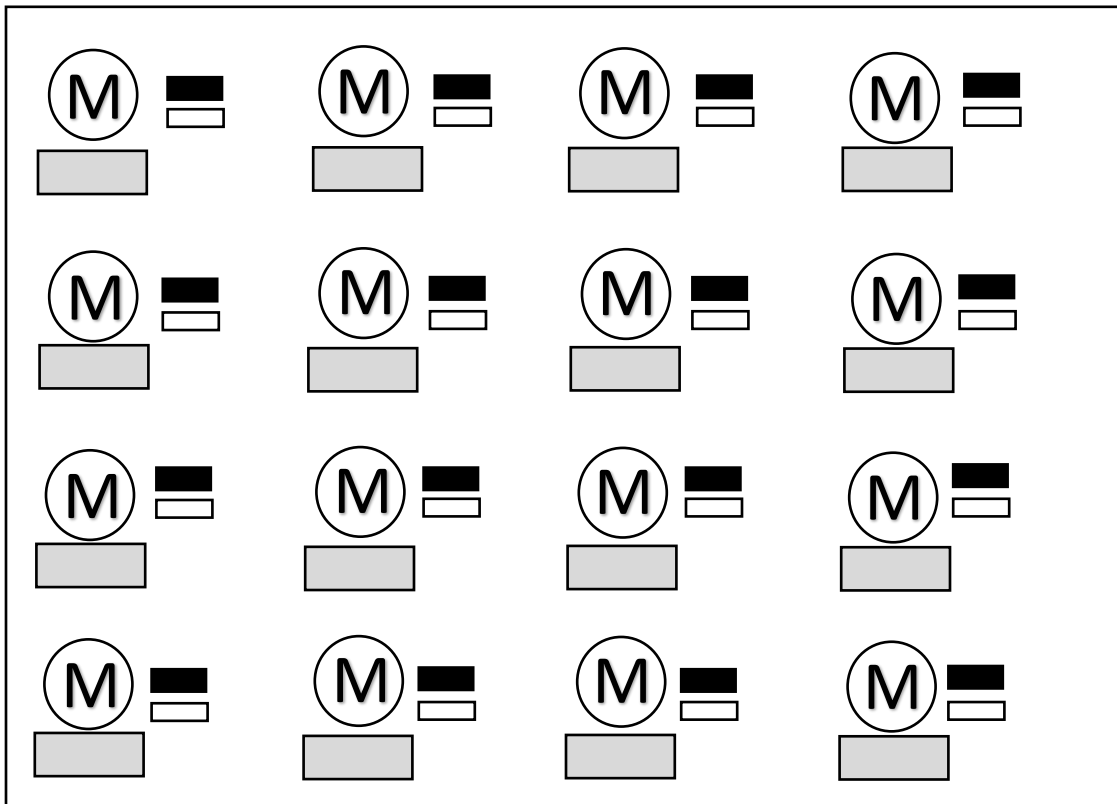







CHELCO MULTI-GANGED METER CAN TEMPLATE



LEGEND

-  -METER SOCKET
-  -UNIT SERVED LABEL
-  -DISCONNECT
-  -UNIT SERVED LABEL

INSTRUCTIONS:

1. Responsible parties, who must sign below, shall fill in the  above with the unit numbers to be served by CHELCO's meters.
2. Template shows up to 16 meters. Please assign unit numbers to only the exact number of units to receive electrical service from this ganged meter can. Use multiple templates if needed.
3. Mark out all unused template spaces.
4. Fill out additional templates for each separate meter can.
5. This meter can is for _____ (insert condo name or building number) and is a multi-ganged meter can with _____ (insert number) meter spaces.

NOTE:

1. Each meter socket and disconnect must be identified with permanently attached labels (matching this meter can template) to indicate the unit metered.
2. CHELCO's definition of permanently attached labels are ones riveted or screwed to the meter socket, and ones riveted or screwed to the disconnect panel.
3. This completed template will become a permanent record for billing purposes and any alteration to labels or locations after the meters are set may result in additional charges.

Developer/Contractor

Electrician

Print Name

Date

Print Name

Date

Sign Name

Date

Sign Name

Date

Company Name

Company Name